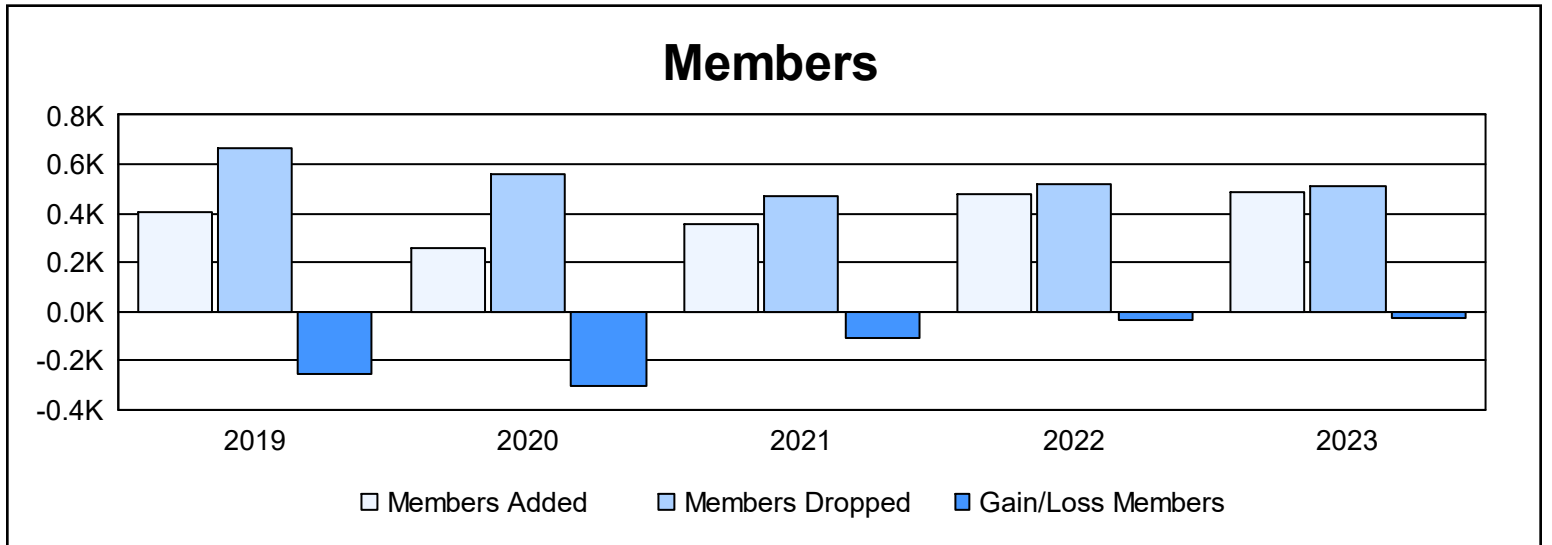
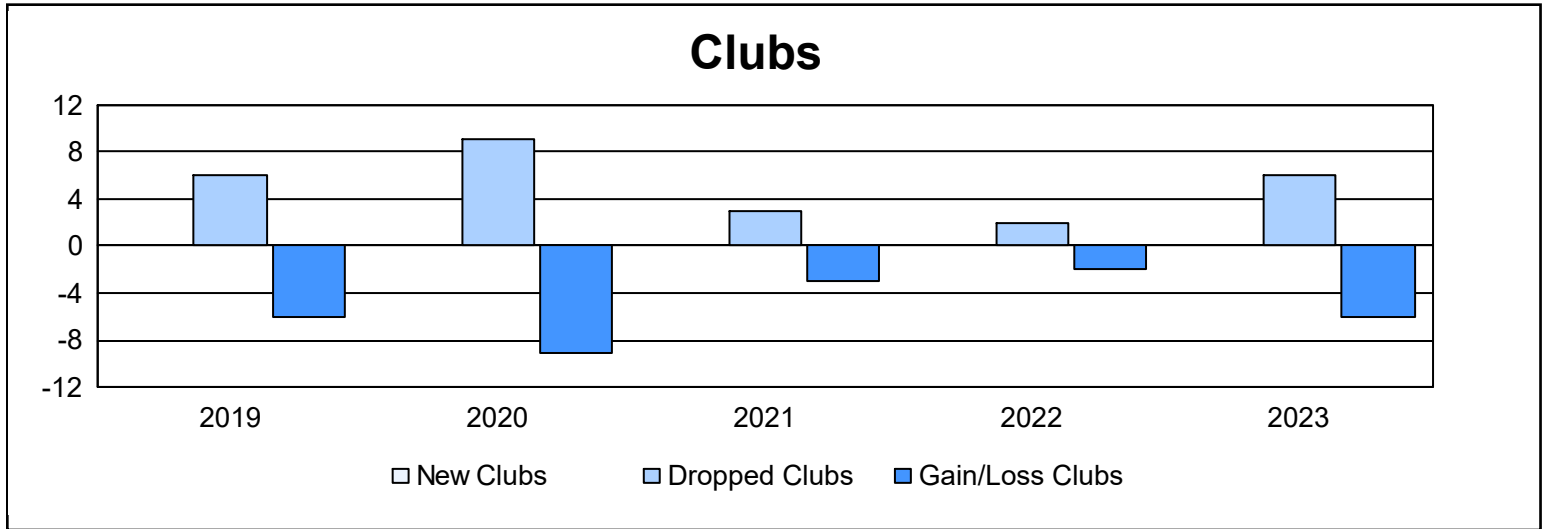
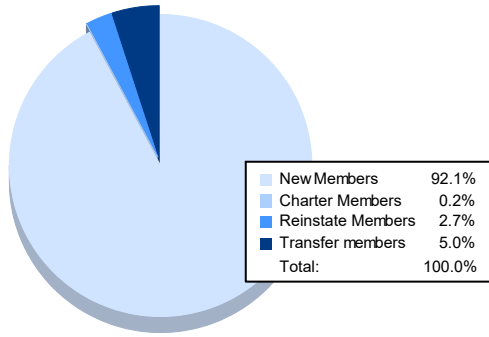


| Year | New Clubs | Dropped Clubs | Gain/ Loss Clubs | New Members | Charter Members | Reinstate Members | Transfer Members | Total Member Added | Total Members Dropped | Gain/ Loss Members |
|----------------|-----------|---------------|------------------|-------------|-----------------|-------------------|------------------|--------------------|-----------------------|--------------------|
| 2018-2019 | 0 | 6 | -6 | 353 | 3 | 22 | 30 | 408 | 666 | -258 |
| 2019-2020 | 0 | 9 | -9 | 222 | 0 | 17 | 22 | 261 | 563 | -302 |
| 2020-2021 | 0 | 3 | -3 | 334 | 0 | 10 | 11 | 355 | 467 | -112 |
| 2021-2022 | 0 | 2 | -2 | 439 | 0 | 20 | 20 | 479 | 517 | -38 |
| 2022-2023 | 0 | 6 | -6 | 446 | 1 | 13 | 24 | 484 | 510 | -26 |
| Average | 0 | 5 | -5 | 359 | 1 | 16 | 21 | 397 | 545 | -147 |



Membership Composition June 2023 Cumulative



Gender Composition June 2023 Cumulative

